CABLE, EARTH & SLEEVEPIPE SCHEDULE

REF.	ROUTE FROM	ROUTE TO	AMOUNT OF CORES	CABLE/SLEEVE SIZE mm²	CABLE/SLEEVE TYPE	RATED ISOLATION VOLTAGE	ESTIMATED LENGTH (m)	SYSTEM VOLTAGE
PC–02	TRF	KIOSK–1	4	2x70	PVC/PVC/SWA/PVC	1 000	80	400/230
E/W				70	BCEW			
PC–03	KIOSK–1	KIOSK–2	4	70	PVC/PVC/SWA/PVC	1 000	85	400/230
E/W				35	BCEW			
PC–05	KIOSK–1	SDB–1	4	50	PVC/PVC/SWA/PVC	1 000	50	400/230
E/W				25	BCEW			
PC–06	KIOSK–1	SDB–2	4	25	PVC/PVC/SWA/PVC	1 000	100	400/230
E/W				16	BCEW			
PC–07	KIOSK–2	SDB–3	4	50	PVC/PVC/SWA/PVC	1 000	30	400/230
E/W				25	BCEW			
PC–08	KIOSK–2	SDB–4	4	25	PVC/PVC/SWA/PVC	1 000	25	400/230
E/W				16	BCEW			

SYMBOL LIST

No	SYMBOL	DESCRIPTION	QTY
1	K	NEW LOW VOLTAGE DISTRIBUTION KIOSK	2
2		600V, PVC/PVC/SWA/PVC, Cu LV UNDERGROUND CABLE LAID @ 750mm BELOW N.G.L IN CABLE TRENCH.	–
3		EPOXY COATED, SHEETMETAL POWER DISTRIBUTION ENCLOSURE. FLUSH MOUNTED @1600mm AFFL.	4
4		NEW 200 kVA TRANSFORMER	1

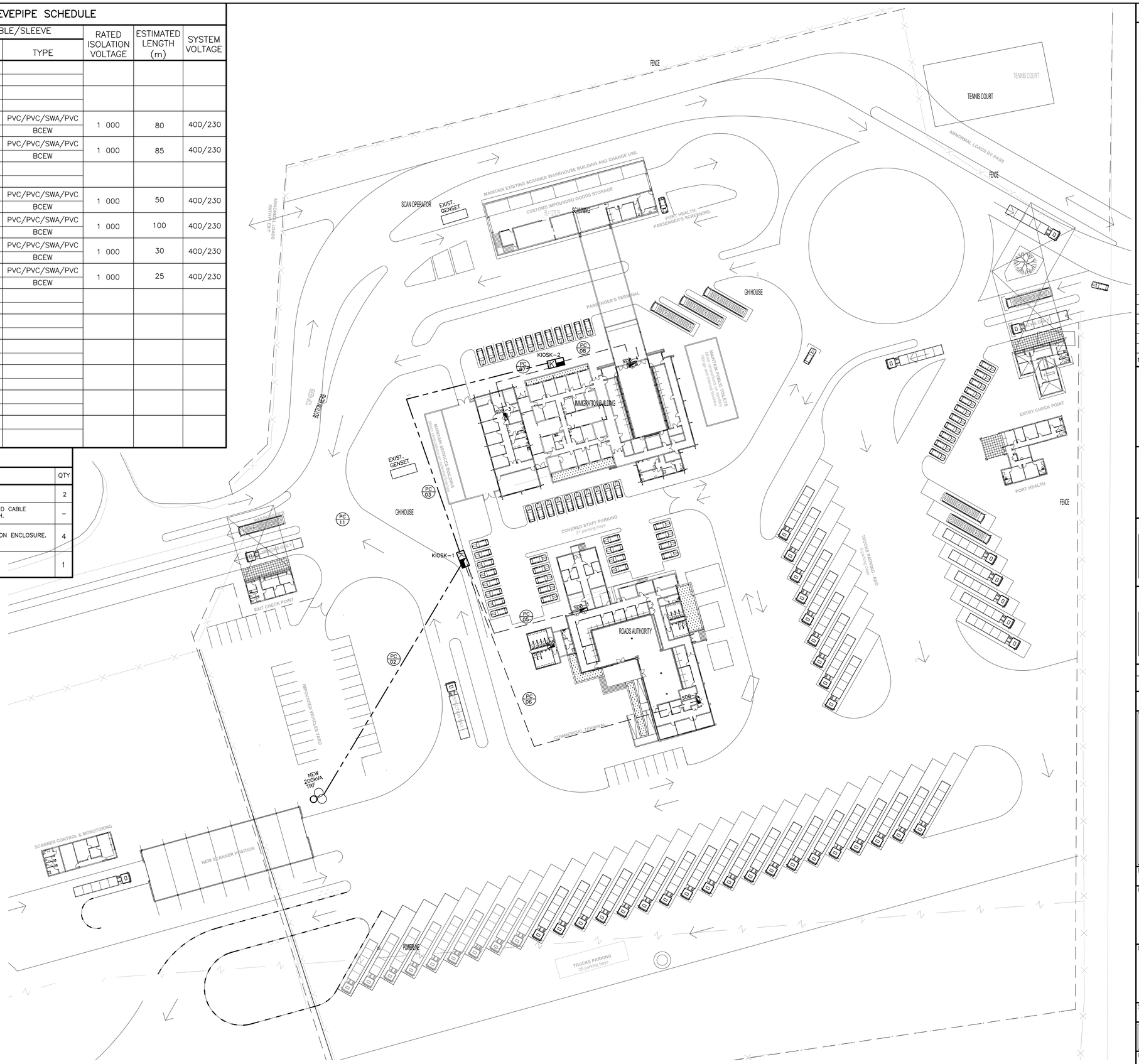

NOTES

1. THIS DRAWING SHOULD BE READ IN CONJUNCTION WITH THE RELEVANT ARCHITECTURAL, MECHANICAL & ELECTRICAL DRAWINGS.
2. INSTALLATION SHALL BE ACCORDING WITH RELEVANT SABS SPECIFICATIONS AND IN PARTICULAR SANS 10142–1, THE WIRING OF PREMISES.
3. SYMBOLS ON THIS DRAWING ARE NOT A TRUE REFLECTION OF SIZE OF ITEM/EQUIPMENT INTENDED, BUT MERELY A GRAPHICAL PRESENTATION.

FOR BIDDING PURPOSES ONLY

No.	REVISIONS	ENG.	DATE

ARCHITECT
Chigama Architects
P.O. Box 11257
WINDHOEK, NAMIBIA
TEL: (061) 259 125
kuda@chigamaarch.com

QUANTITY SURVEYOR
Jordan Ortmann Nangolo
P.O. Box 90680
WINDHOEK, NAMIBIA
TEL: (061) 220 081
info@jongqs.com

CIVIL & STRUCTURAL ENGINEERS
DEKA CONSULTING ENGINEERS
P.O. Box 21744
Tel: 061 220 959
Fax: 061 220 992
E-mail: info@dekaconsult.com
WINDHOEK

ELEC & MECH. ENGINEERS:
DEKA CONSULTING ENGINEERS
P.O. Box 21744
Tel: 061 220 959
Fax: 061 220 992
E-mail: info@dekaconsult.com
WINDHOEK

DESIGN

DESIGNED	RJ	01/24	DRAWN	HFM	01/24
PROFESSIONAL ENGINEER			ADJ		

CLIENT:
NamRA
NAMIBIA REVENUE AGENCY
10 JOHN MEINERT & MOLKTE STREET, WINDHOEK
TEL: (061) 209 2259

DISCIPLINE: ELECTRICAL

PROJECT TITLE:
REFURBISHMENT OF TRANS KALAHARI BORDER TO A ONE STOP BORDER POST

DRAWING TITLE:
SITE PLAN
LOW VOLTAGE
ELECTRICAL LAYOUT

SCALE: 1 : 500 — A1

CONSULTANT DRAWING NO.: D0121/E1–002 — REV. .

CLIENT DRAWING NO.: — REV.

LEGEND

SYMBOL	DESCRIPTION	QTY
1	1x Ø110mm HDPE SLEEVE LAID @ 650mm BELOW N.G.L. INSTALLED FOR LOW VOLTAGE CABLE	200m
2	2x Ø110mm HDPE SLEEVE LAID @ 650mm BELOW N.G.L. INSTALLED FOR LOW VOLTAGE CABLE	–
3	1x Ø50mm HDPE SLEEVE LAID @ 650mm BELOW N.G.L. INSTALLED FOR SERVICE CABLES	–
MH	950 x 1500 x 1800 mm STANDARD TELECOMS MANHOLES.	1
JP	850 x 1200 x 850 mm STANDARD TELECOMS JOINTING PITS.	7
	ø110mm HDPE SLEEVE @750mm BELOW NGL FOR CATEGORY TELECOMS	1750m
	ACCESS POINT FOR DATA / TELECOM / WIFY IN THE CEILING TO BE CONFIRMED BY THE ENGINEERS	8

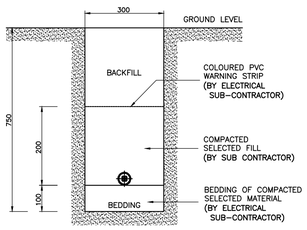

LOW VOLTAGE CABLES AND SLEEVES TRENCH
NTS

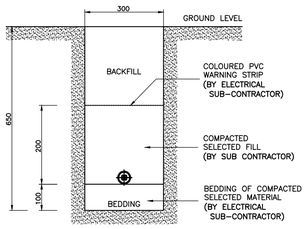

TELECOM TRENCH
NTS

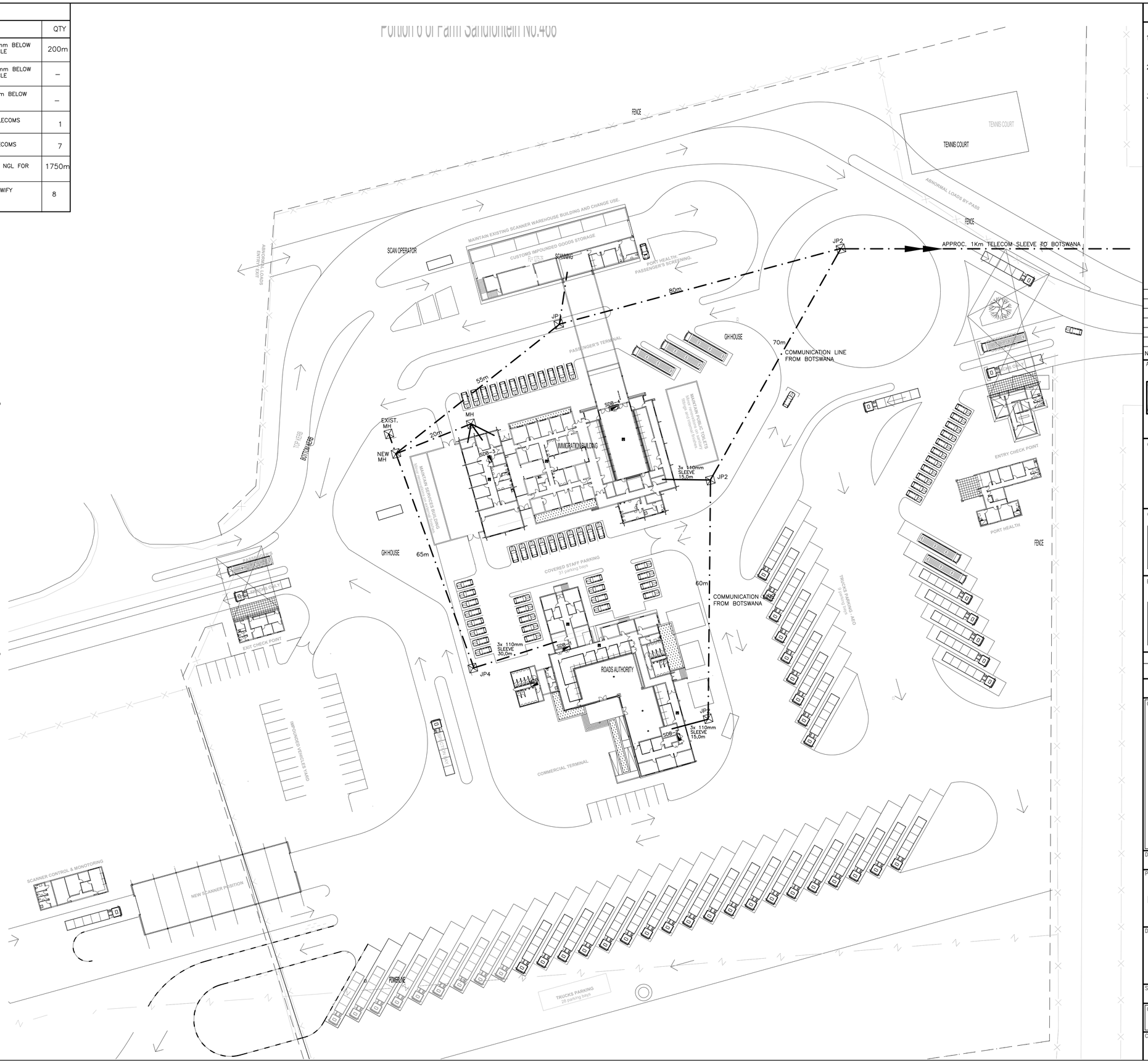

NOTES

1. THIS DRAWING SHOULD BE READ IN CONJUNCTION WITH THE RELEVANT ARCHITECTURAL, MECHANICAL & ELECTRICAL DRAWINGS.
2. INSTALLATION SHALL BE ACCORDING WITH RELEVANT SABS SPECIFICATIONS AND IN PARTICULAR SANS 10142–1, THE WIRING OF PREMISES.
3. SYMBOLS ON THIS DRAWING ARE NOT A TRUE REFLECTION OF SIZE OF ITEM/EQUIPMENT INTENDED, BUT MERELY A GRAPHICAL PRESENTATION.

FOR BIDDING PURPOSES ONLY

No.	REVISIONS	ENG.	DATE

ARCHITECT
Chigama Architects
P.O. Box 11257
WINDHOEK, NAMIBIA
TEL: (061) 259 125
kuda@chigamaarch.com

QUANTITY SURVEYOR
P.O. Box 90680
WINDHOEK, NAMIBIA
TEL: (061) 220 081
info@jongqs.com

CIVIL & STRUCTURAL ENGINEERS
DEKA CONSULTING ENGINEERS
P.O. Box 21744
Tel: 061 220 959
Fax: 061 220 992
E-mail: info@dekaconsult.com
WINDHOEK

ELEC & MECH. ENGINEERS:
DEKA CONSULTING ENGINEERS
P.O. Box 21744
Tel: 061 220 959
Fax: 061 220 992
E-mail: info@dekaconsult.com
WINDHOEK

DESIGN

DESIGNED	RJ	01/24	DRAWN	HFM	01/24
PROFESSIONAL ENGINEER			ADJ		

CLIENT:
NamRA
NAMIBIA REVENUE AGENCY
10 JOHN MEINERT & MOLKTE STREET, WINDHOEK
TEL: (061) 209 2259

DISCIPLINE: ELECTRICAL

PROJECT TITLE:
REFURBISHMENT OF TRANS KALAHARI BORDER TO A ONE STOP BORDER POST

DRAWING TITLE:
SITE PLAN
SLEEVE LAYOUT

SCALE: 1 : 500 | A1

CONSULTANT DRAWING NO.: D0121/E1–003 | REV.

CLIENT DRAWING NO.: | REV.

SYMBOL LIST		
SYMBOL	DESCRIPTION	QTY
	COPPER EARTH ELECTRODE DRIVEN TO A DEPTH PREDETERMINED BY SOIL RESISTIVITY SURVEY. RESISTANCE NOT TO EXCEED 30 Ohms AT ANY SINGLE POINT	26
	TEST POINT 300mm ABOVE NATURAL GROUND LEVEL	8

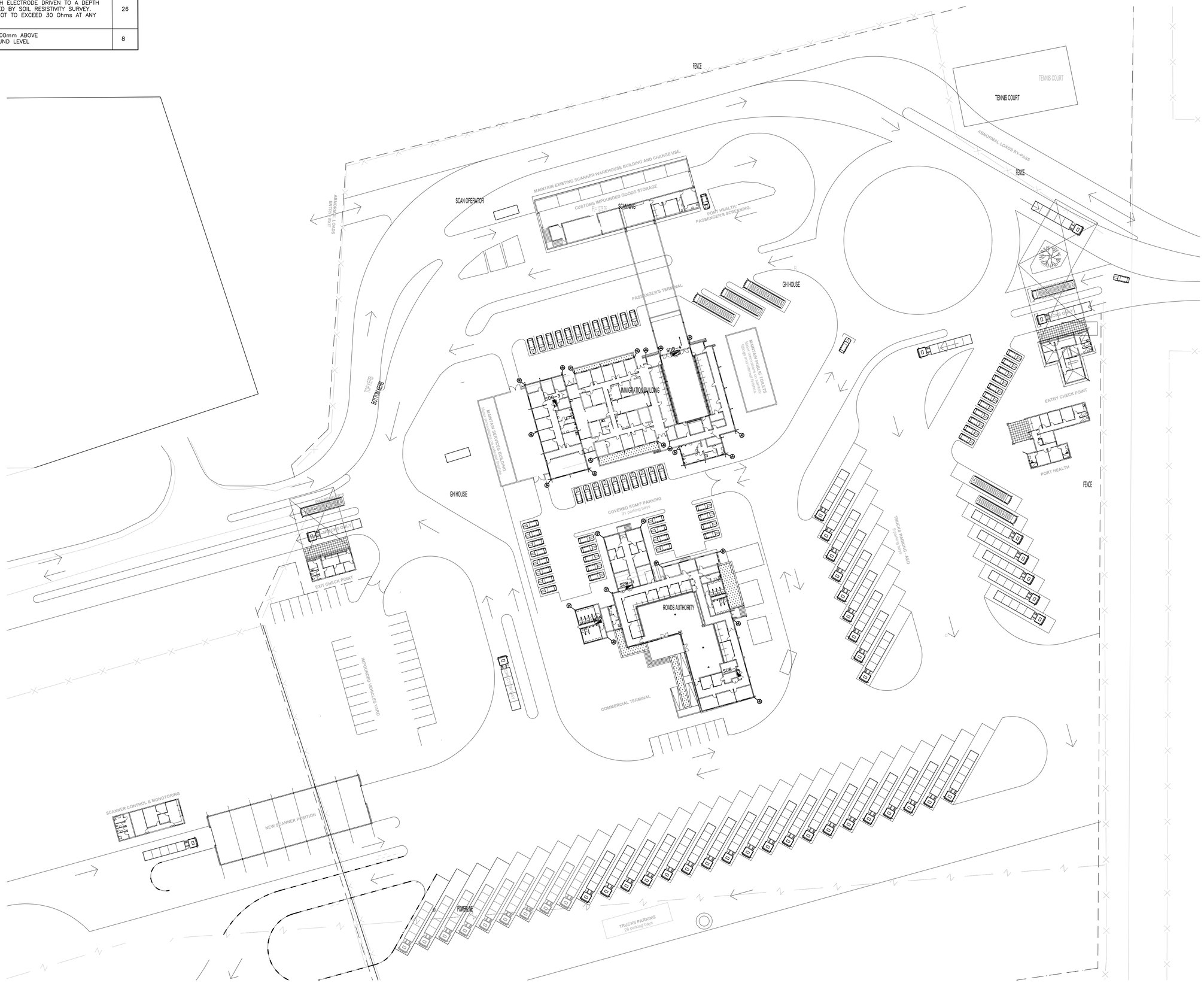

NOTES

1. THIS DRAWING SHOULD BE READ IN CONJUNCTION WITH THE RELEVANT ARCHITECTURAL, MECHANICAL & ELECTRICAL DRAWINGS.
2. INSTALLATION SHALL BE ACCORDING WITH RELEVANT SABS SPECIFICATIONS AND IN PARTICULAR SANS 10142-1, THE WIRING OF PREMISES.
3. SYMBOLS ON THIS DRAWING ARE NOT A TRUE REFLECTION OF SIZE OF ITEM/EQUIPMENT INTENDED, BUT MERELY A GRAPHICAL PRESENTATION.

FOR BIDDING PURPOSES ONLY

No.	REVISIONS	ENG.	DATE

ARCHITECT
Chigama Architects
P.O. Box 11257
WINDHOEK, NAMIBIA
TEL: (061) 259 125
kuda@chigamaarch.com

QUANTITY SURVEYOR
Jordaan Oosthuyzen Nangolo
P.O. Box 90680
WINDHOEK, NAMIBIA
TEL: (061) 220 081
info@jongqs.com

CIVIL & STRUCTURAL ENGINEERS
DEKA CONSULTING ENGINEERS
P.O. Box 21744
Tel: 061 220 959
Fax: 061 220 992
E-mail: info@dekaconsult.com
WINDHOEK

ELEC & MECH. ENGINEERS:
DEKA CONSULTING ENGINEERS
P.O. Box 21744
Tel: 061 220 959
Fax: 061 220 992
E-mail: info@dekaconsult.com
WINDHOEK

DESIGN					
DESIGNED	RJ	01/24	DRAWN	HFM	01/24
PROFESSIONAL ENGINEER			ADJ		

CLIENT:
NamRA
NAMIBIA REVENUE AGENCY
10 JOHN MEINERT & MOLKTE STREET, WINDHOEK
TEL: (061) 209 2259

DISCIPLINE: ELECTRICAL

PROJECT TITLE:
REFURBISHMENT OF TRANS KALAHARI BORDER TO A ONE STOP BORDER POST

DRAWING TITLE:
SITE PLAN
LIGHTNING LAYOUT

SCALE: 1 : 500 — A1

CONSULTANT DRAWING NO.: D0121/E1-004 — REV.

CLIENT DRAWING NO.: — REV.

SYMBOL LIST

No	SYMBOL	DESCRIPTION	TYPE	QTY
1	A	PROVINCE LIGHTING VERIS RECESSED LED 30W (600 x 600)	VERIS/6x6/80/40/30 OR SIMILAR APPROVED	113
2	C	PROVINCE LIGHTING AEGEON RECESSED LED DOWNLIGHTS 12W	AEGEON 130/80/40/15 OR SIMILAR APPROVED	78
3	D	PROVINCE LIGHTING AEGEON RECESSED LED DOWNLIGHTS 20W	AEGEON 170/80/40/20 OR SIMILAR APPROVED	43
4	F	PROVINCE LIGHTING SAXA TRIPROOF LED BATTEN 36W	SAXA/11/83/40/36 OR SIMILAR APPROVED	4
5	E	WALL / SURFACE MOUNTABLE LIGHT FITTING, COBALT SQUARE 15W LED, 1650 LUMENS, 4000K, 300mm x 300mm BLACK IP65 BULKHEAD, OR SIMILAR APPROVED		31
6		220V, 16A SINGLE LEVER ONE-WAY LIGHT SWITCH ON 100x100x50mm FLUSH STEEL DRAWBOX. COLOUR: WHITE COMPLETE WITH ALL ACCESSORIES @ 1200mm AFFL.	CLIPSAL S2000 OR SIMILAR APPROVED	.
7	2	220V, 16A SINGLE LEVER TWO-WAY LIGHT SWITCH ON 100x100x50mm FLUSH STEEL DRAWBOX. COLOUR: WHITE COMPLETE WITH ALL ACCESSORIES @ 1200mm AFFL.	CLIPSAL S2000 OR SIMILAR APPROVED	.
7	PC	PHOTO-CELL MOUNTED @2400m AFFL.	CLIPSAL S2000 OR SIMILAR APPROVED	2
7	T	BERNE LED FLOODLIGHT, WALL/SURFACE MOUNTED LED LUMINAIRE, ALUMINIUM, CLEAR TEMPERED GLASS, IP65, FRAME COLOUR: BLACK, 70W OR SIMILAR APPROVED		6

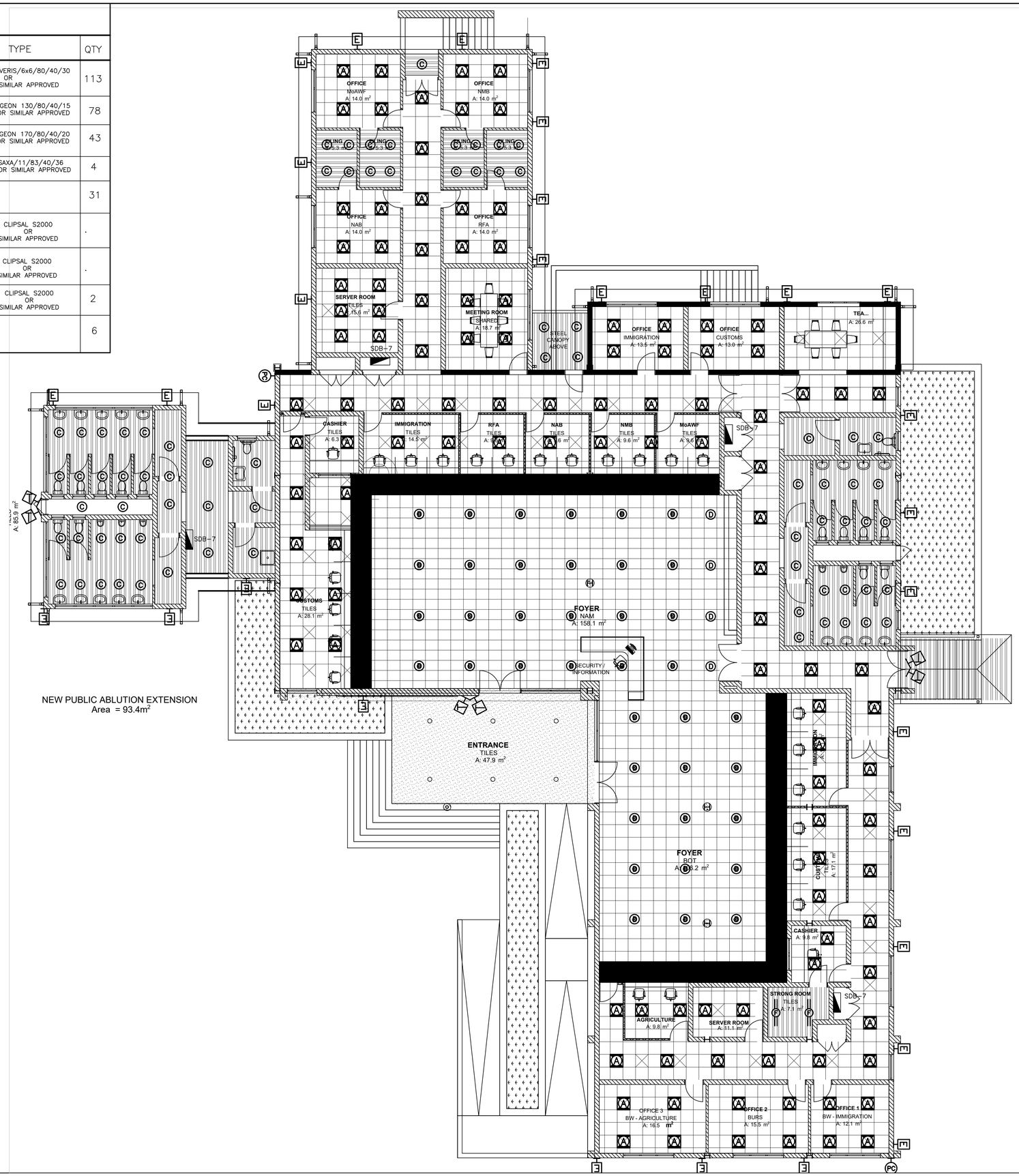

NEW PUBLIC ABLUTION EXTENSION
Area = 93.4m²

NOTES

1. THIS DRAWING SHOULD BE READ IN CONJUNCTION WITH THE RELEVANT ARCHITECTURAL, MECHANICAL & ELECTRICAL DRAWINGS.
2. INSTALLATION SHALL BE ACCORDING WITH RELEVANT SABS SPECIFICATIONS AND IN PARTICULAR SANS 10142-1, THE WIRING OF PREMISES.
3. SYMBOLS ON THIS DRAWING ARE NOT A TRUE REFLECTION OF SIZE OF ITEM/EQUIPMENT INTENDED, BUT MERELY A GRAPHICAL PRESENTATION.

FOR BIDDING PURPOSES ONLY

No.	REVISIONS	ENG.	DATE

ARCHITECT

Chigama Architects
P.O. Box 11257
WINDHOEK, NAMIBIA
TEL: (061) 259 125
kuda@chigamaarch.com

QUANTITY SURVEYOR

Jordaan Oosthuyzen Nangolo
P.O. Box 90680
WINDHOEK, NAMIBIA
TEL: (061) 220 081
info@jongqs.com

CIVIL & STRUCTURAL ENGINEERS

DEKA CONSULTING ENGINEERS
P.O. Box 21744
Tel: 061 220 959
Fax: 061 220 992
E-mail: info@dekaconsult.com
WINDHOEK

ELEC & MECH. ENGINEERS:

DEKA CONSULTING ENGINEERS
P.O. Box 21744
Tel: 061 220 959
Fax: 061 220 992
E-mail: info@dekaconsult.com
WINDHOEK

DESIGN

DESIGNED	RJ	01/24	DRAWN	RJ	01/24
PROFESSIONAL ENGINEER			ADJ		

CLIENT:

NamRA

NAMIBIA REVENUE AGENCY
10 JOHN MEINERT & MOLKTE STREET, WINDHOEK
TEL: (061) 209 2259

DISCIPLINE: ELECTRICAL

PROJECT TITLE:
REFURBISHMENT OF TRANS KALAHARI BORDER TO A ONE STOP BORDER POST

DRAWING TITLE:
COMMERCIAL TERMINAL : LIGHTING LAYOUT

SCALE: 1 : 100 | A1

CONSULTANT DRAWING NO.: D0121/E1-100 | REV. .

CLIENT DRAWING NO.: | REV.

SYMBOL LIST

No	SYMBOL	DESCRIPTION	TYPE	QTY
1		16A SWITCHED TWIN SOCKET–OUTLET WITH SAFETY SHUTTERS 250V. 2P + EARTH WITH SIDE CONTACTS. FLUSH MOUNTED @ 300mm AFFL.	CLIPSAL S2000 OR EQUAL	6
2		16A SWITCHED TWIN SOCKET–OUTLET WITH SAFETY SHUTTERS 250V. 2P + EARTH WITH SIDE CONTACTS. FLUSH MOUNTED @ 1200mm AFFL.	CLIPSAL S2000 OR EQUAL	2
3		RSA STANDARD 16A TWIN SOCKET–OUTLET WITH SAFETY SHUTTERS 250V. 2P+EARTH WITH SIDE CONTACTS. FLUSH MOUNTED ON POWER SKIRTING.	CLIPSAL S2000 OR EQUAL	–
4		OUTLET CLUSTER TYPE A MOUNTED ON POWER SKIRTING WITH 2x RSA STANDARD 16A SOCKET–OUTLET + 1x RJ45 DATA/COMPUTER NETWORK POINT, SHIELDED. SUITABLE FOR CATEGORY 6, FOR 10/250MB FAST ETHERNET NETWORKS + 1x RJ45 TELEPHONE SOCKET + 1x RSA STANDARD 16A SWITCHED DEDICATED SOCKET OUTLET. POWER SKIRTING WITH SAFETY SHUTTERS 250V.	CABSTRUT CLASSIC GC/2 OR EQUAL	54
5		ROUND BOX FOR AC CONTROLLER		–
6		INTERCOM. MAKE PROVISION FOR INTERCONNECTING INTERCOM CABLE WIRE WAY AND 60mm ROUND BOX AT 2300AFFL. ALL BUILDINGS TO CONNECT BACK TO ADMIN HEADMASTER OFFICE VIA 32mm SLEEVE		–
7		MULTI COMPARTMENT FLEXIBLE POWER SKIRTING MOUNTED AT FFL. COMPLETE WITH SNAP–ON COVERS, ELBOWS, END CAPS etc. DIMS. OF AT LEAST 150mm x 50mm.	CABSTRUT CLASSIC GC/2 OR EQUAL	85m
8		ROTARY WALL–MOUNTING ISOLATOR SWITCH WITH RED PADLOCKABLE KNOB ON YELLOW FLANGE. DP 16A, 32A OR 63A. IP–65. RATING AS SHOWN	GEWISS GW 70431/4/7 OR SIMILAR APPROVED	–
9		ROTARY WALL–MOUNTING ISOLATOR SWITCH WITH RED PADLOCKABLE KNOB ON YELLOW FLANGE. TP 16A, 20A, 32A OR 63A. IP–65.	GEWISS GW 70431/4/7 OR SIMILAR APPROVED	4
10		EPOXY COATED, SHEETMETAL POWER DISTRIBUTION ENCLOSURE. FLUSH MOUNTED @1400mm AFFL.	GEM OR SIMILAR APPROVED	2
11		RECESSED FLOOR OF DESK SOCKET OUTLET CLUSTER WITH 2x RSA STANDARD 16A SOCKET–OUTLET + 1xRJ45 DATA/COMPUTER NETWORK POINT, SHIELDED. SUITABLE FOR CATEGORY 6A, FOR 10/100MB FAST ETHERNET NETWORKS + 1xRJ45 TELEPHONE SOCKET + 1X RSA STANDARD 16A SWITCHED DEDICATED SOCKET OUTLET. WITH SAFETY SHUTTERS 250V.	CABSTRUT CLASSIC GC/2 OR EQUAL	1

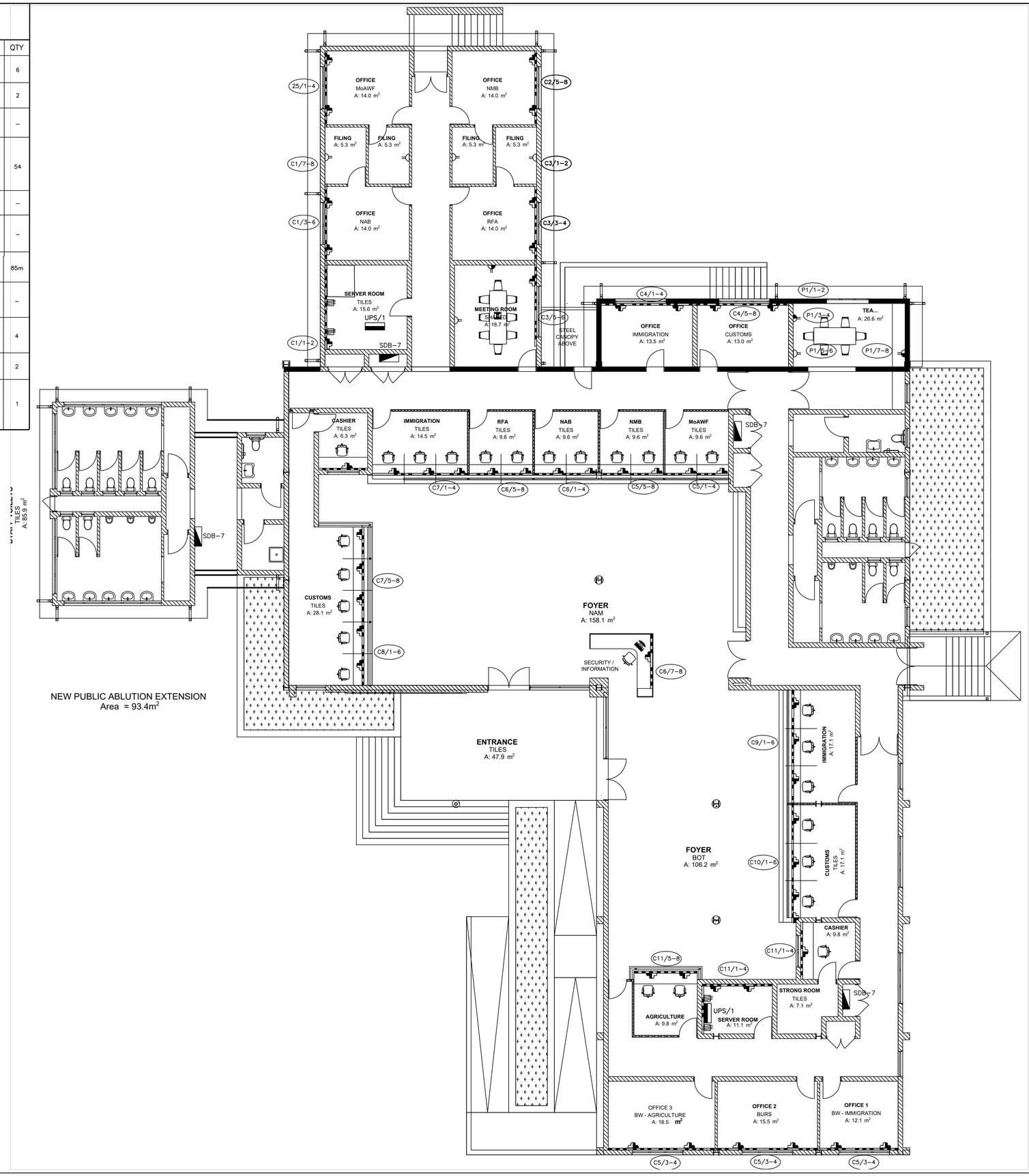

NOTES

FOR BIDDING PURPOSES ONLY

No.	REVISIONS	ENG.	DATE

ARCHITECT

Chigama Architects
P.O. Box 11257
WINDHOEK, NAMIBIA
TEL: (061) 259 125
kuda@chigamaarch.com

QUANTITY SURVEYOR

Jordanian Quantity Surveyors
P.O. Box 90680
WINDHOEK, NAMIBIA
TEL: (061) 220 081
info@jongqs.com

CIVIL & STRUCTURAL ENGINEERS

DEKA CONSULTING ENGINEERS
P.O. Box 21744
Tel: 061 220 959
Fax: 061 220 992
E-mail: info@dekaconsult.com

ELEC & MECH. ENGINEERS:

DEKA CONSULTING ENGINEERS
P.O. Box 21744
Tel: 061 220 959
Fax: 061 220 992
E-mail: info@dekaconsult.com
WINDHOEK

DESIGN

DESIGNED	RJ	01/24	DRAWN	RJ	01/24
PROFESSIONAL ENGINEER			ADJ		

CLIENT:

NamRA

NAMIBIA REVENUE AGENCY
10 JOHN MEINERT & MOLKTE STREET, WINDHOEK
TEL: (061) 209 2259

DISCIPLINE: ELECTRICAL

PROJECT TITLE:
REFURBISHMENT OF TRANS KALAHARI BORDER TO A ONE STOP BORDER POST

DRAWING TITLE:
COMMERCIAL TERMINAL : SMALL POWER LAYOUT

SCALE: 1 : 100 — A1

CONSULTANT DRAWING NO.: D0121/E1–101 — REV.

CLIENT DRAWING NO.: — REV.

SYMBOL LIST

No	SYMBOL	DESCRIPTION	TYPE	QTY
1	A	PROVINCE LIGHTING VERIS RECESSED LED 30W (600 x 600)	VERIS/6x6/80/40/30 OR SIMILAR APPROVED	78
2	C	PROVINCE LIGHTING AEGEON RECESSED LED DOWNLIGHTS 12W	AEGEON 130/80/40/15 OR SIMILAR APPROVED	187
3	D	PROVINCE LIGHTING AEGEON RECESSED LED DOWNLIGHTS 20W	AEGEON 170/80/40/20 OR SIMILAR APPROVED	38
4	F	PROVINCE LIGHTING SAXA TRIPROOF LED BATTEN 36W	SAXA/11/83/40/36 OR SIMILAR APPROVED	16
5	E	WALL / SURFACE MOUNTABLE LIGHT FITTING, COBALT SQUARE 15W LED, 1650 LUMENS, 4000K, 300mm x 300mm BLACK IP65 BULKHEAD, OR SIMILAR APPROVED		25
6		220V, 16A SINGLE LEVER ONE-WAY LIGHT SWITCH ON 100x100x50mm FLUSH STEEL DRAWBOX. COLOUR: WHITE COMPLETE WITH ALL ACCESSORIES @ 1200mm AFFL.	CLIPSAL S2000 OR SIMILAR APPROVED	
7	2	220V, 16A SINGLE LEVER TWO-WAY LIGHT SWITCH ON 100x100x50mm FLUSH STEEL DRAWBOX. COLOUR: WHITE COMPLETE WITH ALL ACCESSORIES @ 1200mm AFFL.	CLIPSAL S2000 OR SIMILAR APPROVED	
7	PC	PHOTO-CELL MOUNTED @2400m AFFL.	CLIPSAL S2000 OR SIMILAR APPROVED	2
7	T	BERNE LED FLOODLIGHT, WALL/SURFACE MOUNTED LED LUMINAIRE, ALUMINIUM, CLEAR TEMPERED GLASS, IP65, FRAME COLOUR: BLACK, 70W OR SIMILAR APPROVED		6

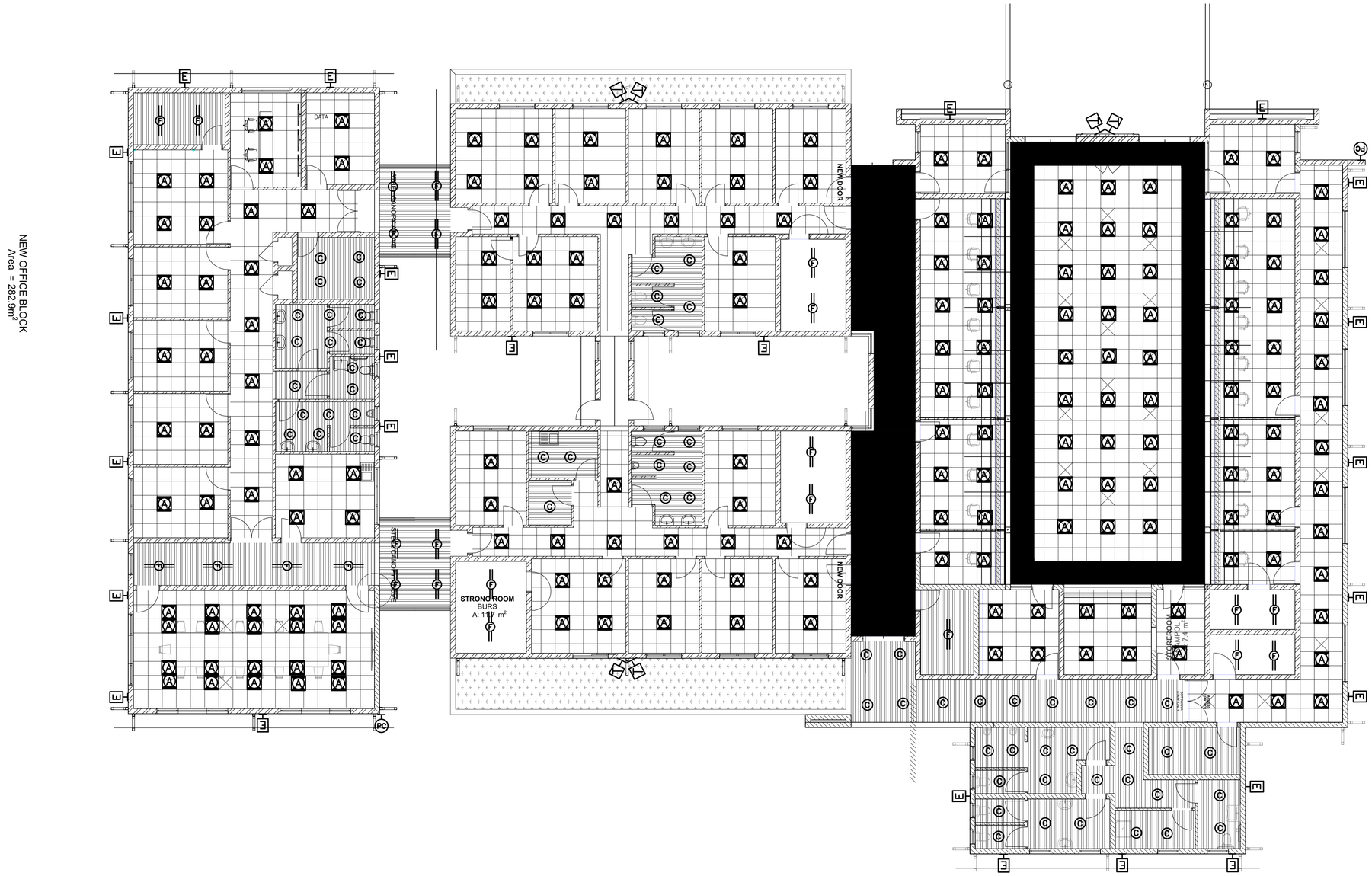

NOTES

1. THIS DRAWING SHOULD BE READ IN CONJUNCTION WITH THE RELEVANT ARCHITECTURAL, MECHANICAL & ELECTRICAL DRAWINGS.
2. INSTALLATION SHALL BE ACCORDING WITH RELEVANT SABS SPECIFICATIONS AND IN PARTICULAR SANS 10142-1, THE WIRING OF PREMISES.
3. SYMBOLS ON THIS DRAWING ARE NOT A TRUE REFLECTION OF SIZE OF ITEM/EQUIPMENT INTENDED, BUT MERELY A GRAPHICAL PRESENTATION.

FOR BIDDING PURPOSES ONLY

No.	REVISIONS	ENG.	DATE

ARCHITECT
Chigama Architects
P.O. Box 11257
WINDHOEK, NAMIBIA
TEL: (061) 259 125
kuda@chigamaarch.com

QUANTITY SURVEYOR
Jordanen Orthmann Nangolo
P.O. Box 90680
WINDHOEK, NAMIBIA
TEL: (061) 220 081
info@jongqs.com

CIVIL & STRUCTURAL ENGINEERS
DEKA CONSULTING ENGINEERS
P.O. Box 21744
Tel: 061 220 959
Fax: 061 220 992
E-mail: info@dekaconsult.com
WINDHOEK

ELEC & MECH. ENGINEERS:
DEKA CONSULTING ENGINEERS
P.O. Box 21744
Tel: 061 220 959
Fax: 061 220 992
E-mail: info@dekaconsult.com
WINDHOEK

DESIGN

DESIGNED	RJ	01/24	DRAWN	RJ	01/24
PROFESSIONAL ENGINEER			ADJ		

CLIENT:
NamRA
NAMIBIA REVENUE AGENCY
10 JOHN MEINERT & MOLKTE STREET, WINDHOEK
TEL: (061) 209 2259

DISCIPLINE: ELECTRICAL

PROJECT TITLE:
REFURBISHMENT OF TRANS KALAHARI BORDER TO A ONE STOP BORDER POST

DRAWING TITLE:
PASSENGERS TERMINAL : LIGHTING LAYOUT

SCALE: 1 : 100 | A1

CONSULTANT DRAWING NO.: D0121/E1-200 | REV.

CLIENT DRAWING NO.: | REV.

SYMBOL LIST

No	SYMBOL	DESCRIPTION	TYPE	QTY
1		16A SWITCHED TWIN SOCKET–OUTLET WITH SAFETY SHUTTERS 250V. 2P + EARTH WITH SIDE CONTACTS. FLUSH MOUNTED @ 300mm AFFL.	CLIPSAL S2000 OR EQUAL	
2		16A SWITCHED TWIN SOCKET–OUTLET WITH SAFETY SHUTTERS 250V. 2P + EARTH WITH SIDE CONTACTS. FLUSH MOUNTED @ 1200mm AFFL.	CLIPSAL S2000 OR EQUAL	
3		RSA STANDARD 16A TWIN SOCKET–OUTLET WITH SAFETY SHUTTERS 250V. 2P+EARTH WITH SIDE CONTACTS. FLUSH MOUNTED ON POWER SKIRTING.	CLIPSAL S2000 OR EQUAL	
4		OUTLET CLUSTER TYPE A MOUNTED ON POWER SKIRTING WITH 2x RSA STANDARD 16A SOCKET–OUTLET + 1x RJ45 DATA/COMPUTER NETWORK POINT, SHIELDED. SUITABLE FOR CATEGORY 6, FOR 10/250MB FAST ETHERNET NETWORKS + 1x RJ45 TELEPHONE SOCKET + 1x RSA STANDARD 16A SWITCHED DEDICATED SOCKET OUTLET. POWER SKIRTING WITH SAFETY SHUTTERS 250V. (SEE DWG D0063–E1–090)	CABSTRUT CLASSIC GC/2 OR EQUAL	
5		ROUND BOX FOR AC CONTROLLER		
6		INTERCOM. MAKE PROVISION FOR INTERCONNECTING INTERCOM CABLE WIRE WAY AND 60mm ROUND BOX AT 2300AFFL. ALL BUILDINGS TO CONNECT BACK TO ADMIN HEADMASTER OFFICE VIA 32mm SLEEVE		
7		MULTI COMPARTMENT FLEXIBLE POWER SKIRTING MOUNTED AT FFL. COMPLETE WITH SNAP–ON COVERS, ELBOWS, END CAPS etc. DIMS. OF AT LEAST 150mm x 50mm.	CABSTRUT CLASSIC GC/2 OR EQUAL	
8		ROTARY WALL–MOUNTING ISOLATOR SWITCH WITH RED PADLOCKABLE KNOB ON YELLOW FLANGE. DP 16A, 32A OR 63A. IP–65. RATING AS SHOWN	GEWISS GW 70431/4/7 OR SIMILAR APPROVED	
9		ROTARY WALL–MOUNTING ISOLATOR SWITCH WITH RED PADLOCKABLE KNOB ON YELLOW FLANGE. TP 16A, 20A, 32A OR 63A. IP–65.	GEWISS GW 70431/4/7 OR SIMILAR APPROVED	
10		EPOXY COATED, SHEETMETAL POWER DISTRIBUTION ENCLOSURE. FLUSH MOUNTED @1400mm AFFL.	GEM OR SIMILAR APPROVED	
11		RECESSED FLOOR OF DESK SOCKET OUTLET CLUSTER WITH 2x RSA STANDARD 16A SOCKET–OUTLET + 1xRJ45 DATA/COMPUTER NETWORK POINT, SHIELDED. SUITABLE FOR CATEGORY 6A, FOR 10/100MB FAST ETHERNET NETWORKS + 1xRJ45 TELEPHONE SOCKET + 1X RSA STANDARD 16A SWITCHED DEDICATED SOCKET OUTLET. WITH SAFETY SHUTTERS 250V.	CABSTRUT CLASSIC GC/2 OR EQUAL	

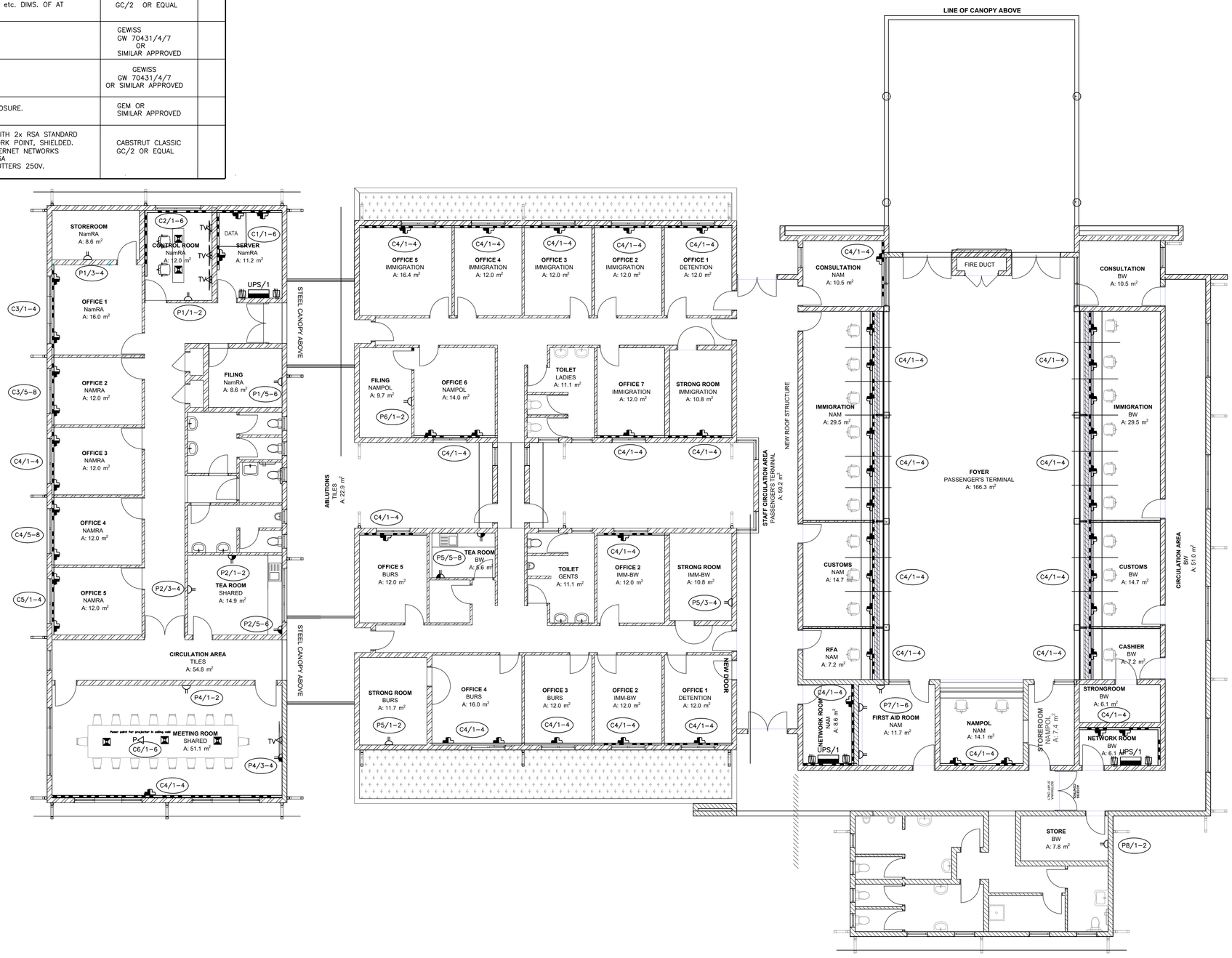

NOTES

FOR BIDDING PURPOSES ONLY

No.	REVISIONS	ENG.	DATE

ARCHITECT

Chigama Architects
P.O. Box 11257
WINDHOEK, NAMIBIA
TEL: (061) 259 125
kuda@chigamaarch.com

QUANTITY SURVEYOR

Jordaan Oosthuyzen Nangolo
P.O. Box 90680
WINDHOEK, NAMIBIA
TEL: (061) 220 081
info@jongqs.com

CIVIL & STRUCTURAL ENGINEERS

DEKA CONSULTING ENGINEERS
P.O. Box 31341744
Tel: 061 229 959
Fax: 061 229 992
Email: mfa@deka@dekaconsult.com
WINDHOEK

ELEC & MECH. ENGINEERS:

DEKA CONSULTING ENGINEERS
P.O. Box 31341744
Tel: 061 229 959
Fax: 061 229 992
Email: mfa@deka@dekaconsult.com
WINDHOEK

DESIGN					
DESIGNED	RJ	01/24	DRAWN	RJ	01/24
PROFESSIONAL ENGINEER			ADJ		

CLIENT:

NamRA

NAMIBIA REVENUE AGENCY
10 JOHN MEINERT & MOLKTE STREET, WINDHOEK
TEL: (061) 209 2259

DISCIPLINE: ELECTRICAL

PROJECT TITLE:
REFURBISHMENT OF TRANS KALAHARI BORDER TO A ONE STOP BORDER POST

DRAWING TITLE:
COMMERCIAL TERMINAL : SMALL POWER LAYOUT

SCALE: 1 : 100 | A1

CONSULTANT DRAWING NO.: D0121/E1–101 | REV.

CLIENT DRAWING NO.: | REV.

SYMBOL LIST

NO	SYMBOL	DESCRIPTION	TYPE	QTY
1	R	SOLAR FLOODFLIGHTS WITH 6m POLES MOUNTED 5.5m FROM GROUND LEVEL		15
	P	SOLAR STREETLIGHTS WITH 6m POLES MOUNTED 5m FROM GROUND LEVEL		10

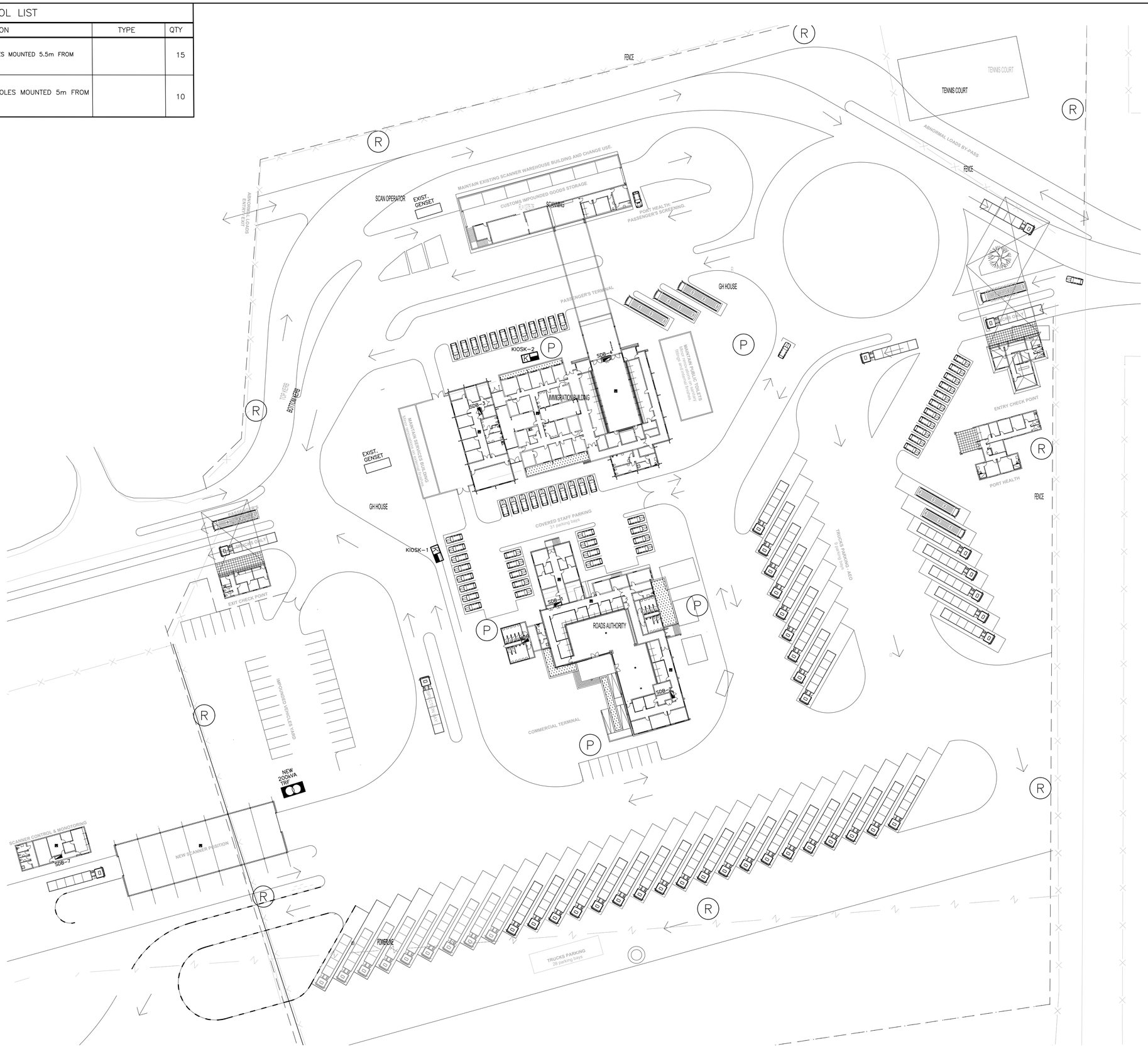

NOTES

1. THIS DRAWING SHOULD BE READ IN CONJUNCTION WITH THE RELEVANT ARCHITECTURAL, MECHANICAL & ELECTRICAL DRAWINGS.
2. INSTALLATION SHALL BE ACCORDING WITH RELEVANT SABS SPECIFICATIONS AND IN PARTICULAR SANS 10142-1, THE WIRING OF PREMISES.
3. SYMBOLS ON THIS DRAWING ARE NOT A TRUE REFLECTION OF SIZE OF ITEM/EQUIPMENT INTENDED, BUT MERELY A GRAPHICAL PRESENTATION.

FOR BIDDING PURPOSES ONLY

No.	REVISIONS	ENG.	DATE

ARCHITECT
Chigama Architects
P.O. Box 11257
WINDHOEK, NAMIBIA
TEL: (061) 259 125
kuda@chigamaarch.com

QUANTITY SURVEYOR
Jongqs
P.O. Box 90680
WINDHOEK, NAMIBIA
TEL: (061) 220 081
info@jongqs.com

CIVIL & STRUCTURAL ENGINEERS
DEKA CONSULTING ENGINEERS
P.O. Box 21744
Tel: 061 220 959
Fax: 061 220 992
E-mail: info@dekaconsult.com
WINDHOEK

ELEC & MECH. ENGINEERS:
DEKA CONSULTING ENGINEERS
P.O. Box 21744
Tel: 061 220 959
Fax: 061 220 992
E-mail: info@dekaconsult.com
WINDHOEK

DESIGN

DESIGNED	RJ	01/24	DRAWN	HFM	01/24
PROFESSIONAL ENGINEER			ADJ		

CLIENT:
NamRA
NAMIBIA REVENUE AGENCY
10 JOHN MEINERT & MOLKTE STREET, WINDHOEK
TEL: (061) 209 2259

DISCIPLINE: ELECTRICAL

PROJECT TITLE:
REFURBISHMENT OF TRANS KALAHARI BORDER TO A ONE STOP BORDER POST

DRAWING TITLE:
SITE PLAN
AREA LIGHTING LAYOUT

SCALE: 1 : 500 | A1

CONSULTANT DRAWING NO.: D0121/E1-010 | REV.

CLIENT DRAWING NO.: | REV.